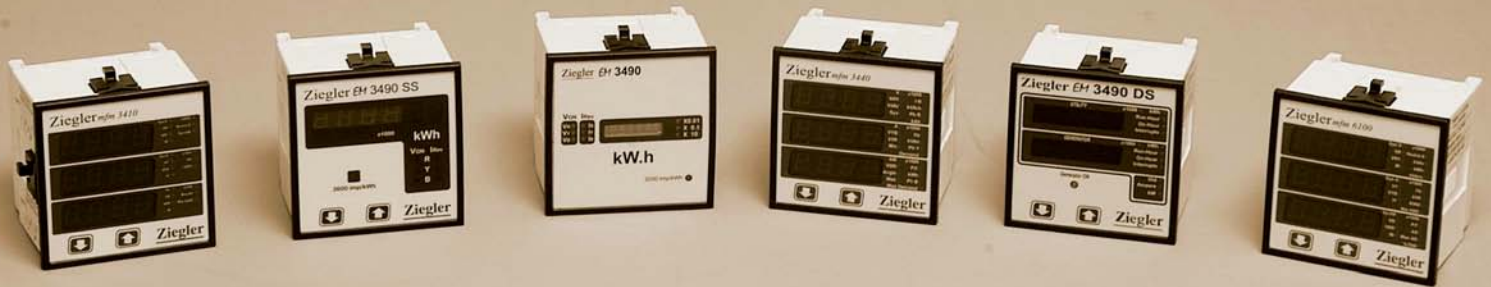



Digital Multifunction Meters






Ziegler

Redefine Innovative Metering

DIGITAL MULTIFUNCTIONAL METERS

SECTION INDEX

1. Ziegler MFM 3410 3420 3430 3440 6100 & 2000 - Multifunctional Instrument Series
2. Ziegler EM 3490, 3490SS, 3490DS – Energy Meter Series



Digital Multifunction Meters

- 3410
- 3420
- 3430
- 3440
- 6100
- 2000
- 3490
- 3490 SS
- 3490 DS

Digital multifunction power and energy meters.




Digital multifunction meters from Ziegler instruments with multiple parameter measurement is world renowned in the power & energy sector.

GENERAL FEATURES:

APPLICABLE STANDARDS	
EMC	IEC 61326
Immunity	IEC 61000-4-3, 10V/m min 3 industrial low level
Safety	IEC 61010-1-2001, Permanently connected use
IP for water & dust	IEC 60529
Pollution degree	2
Installation category	III
EMC Immunity	DIN EN 61000-4-1 to 4
High Voltage Test	2.2 kV AC, 50Hz for 1 min between all electrical circuits
ENVIRONMENTAL	
Operating Temperature	-10 to +55°C
Storage Temperature	-20 to +65°C
Relative Humidity	0..90% non condensing
Warm up time	Minimum 3 min
Shock	15g in 3 planes
Vibration	10...55Hz, 0.15mm amplitude
Enclosure	IP54 (front face only) IEC60529

FACT SHEET:

Casing Details	Moulded case suitable for mounting in control / switchgear panels, machinery console
Case Material	Glass filled polycarbonate, Flame retardant & drip proof as per UL 94 V0
Front Facia	Polycarbonate
Color of Bezel	Black
Position of use	Vertical
Panel Fixing (mountable in a single cutout)	Metal side clamps
Panel thickness	40mm
Terminals	Plug-in screw terminal block
Display Type	Bright RED seven segment LED
Display Count	1999
Negative display indication	"-"
Overload indication	Last 3 digits blank
Setting Time	<1sec. (0...99%)
ISOLATION	
DC voltage version	1kV
AC voltage version	2kV
AMBIENT CONDITIONS	
Operating Temp.	0...50°C
Storage Temp.	-40°C...80°C




Ziegler

Redefine Innovative Metering

TECHNICAL SPECIFICATIONS

Model	MFM 3410	MFM 3420	MFM 3430	MFM 3440	MFM 6100	MFM 2000	EM 3490	EM 3490SS	EM 3490DS
Number of Parameters Measured	18	14	37	50	28	100+		34	42
Short Description	Basic VAFd model	kWh Measurement	Complete Electrical Network Information	Includes Demand	%THD measurement	LCD display	Electromechanical counter type Energy meter.	Energy meter : Single Source monitoring.	Energy meter: Dual Source monitoring.
INPUT DETAILS									
Voltage Input (AC RMS)	57.7V _{L-N} to 277V _{L-N} (63.5V _{L-L} to 480V _{L-L})								
	110V _{L-L} (63.5V _{L-N})								
	230V _{L-L} (133V _{L-N})								
	415V _{L-L} (239.6V _{L-N})								
	440V _{L-L} (254V _{L-N})								
PT Primary	Programmable onsite							Programmable onsite	
Max continuous input voltage	120% of rated value								
Current Input (AC RMS)	1 A or 5 A AC RMS selectable onsite				1 A/ 5A	5A	1 A/ 5A		
CT Primary	Programmable onsite								
System	1phase 2 wire				NA	NA	1phase 2 wire		
	3phase 3 or 4 wire selectable onsite						3phase 3 / 4 Wire		
Max continuous input current	120% of rated value								
OPERATING MEASURING RANGES									
Voltage	5... 120% of rated value								
Current	5... 120% of rated value								
Frequency	40...70 Hz				45Hz...60Hz	45Hz...66Hz	45Hz-55Hz	40...70 Hz	
Power Factor	NA	0.5 Lag ... 1... 0.8 Lead							
Voltage for THD measurement	50 .. 120% of rated value								
Current for THD measurement	50 .. 120% of rated value								
Apparent power (VA) / Active power (W) / Reactive power (VAr)	5 .. 120% of rated value, Max 360 Mega VA						5 .. 120% of rated value, Max 360 Mega VA		
Total Harmonic Distortion(Up to 15th Harmonic)	0%-40%								
AUXILLARY SUPPLY OPTIONS									
AC Auxiliary Voltage (45 to 66 Hz AC Auxiliary supply frequency range)	110V AC -15% / +20% /					NA	Self Powered.	110V AC -15% / +20% /	
	230V AC -15% / +20% /					NA		230V AC -15% / +20% /	
	380V AC-15% / +20					NA		380V AC-15% / +20	
AC/DC Auxiliary Supply Voltage	NA	NA	100 – 250V AC/DC +/- 10%				100 – 250V AC/Dc +/- 10%		
DC Auxiliary Supply	NA	NA	NA	12...48Vdc					
ACCURACY									
Voltage	±0.5% of range (50...100% of rated value)					±0.5%	NA	±0.5% of range (50...100% of rated value)	
Current	±0.5% of range (10...100% of rated value)					±0.5%	NA	±0.5% of range (10...100% of rated value)	
Frequency	0 15% of mid frequency				0.16% of mid frequency	±0.5%	NA	0.15% of mid frequency	
Active Power / Re-Active Power	NA	NA	±0.5% of range (10... 100% of rated value)	±1% of range (Voltage =Rated value)	±0.5%	NA	±0.5% of range (10... 100% of rated value)		
System Apparent Power (VA)	±0.5% of range (10...100% of rated value)	NA	±0.5% of range (10... 100% of rated value)	±1% of range (Voltage =Rated value)	±0.5%	NA	±0.5% of range (10... 100% of rated value)		
Neutral Current (for 4 Wire only)	±4% of range (10...100% of rated value)	NA	±4% of range (10...100% of rated value)	3% of range	±0.5%	NA	±4% of range (10...100% of rated value)		




Ziegler

Redefine Innovative Metering

TECHNICAL SPECIFICATIONS

Active energy (kWh) / Re Active energy (kVArh) / Apparent energy (kVAh)		NA	1% (IEC 62053-21) Active P. F. 0.866 lag... 1...0.866 lead			2000	Class 1.	1% (IEC 62053-21) Active P. F. 0.866 lag... 1...0.866 lead	
Ampere Hour (kAh)		NA	NA	n	1%	NA	1% of range	NA	NA
Accuracy of Analog Output		NA	NA	1 % of Output end value		NA		NA	NA
Power Factor		NA	NA	1% of range		1% of Unity (Voltage =Rated value ±2%, Current=4 0...100% of rated value)	1% of range	NA	1% of range
Phase Angle		NA	NA	1% of range		NA	± 0.013%/°C	NA	1% of range
Total Harmonic Distortion (THD – R)		NA	NA	NA	NA	1% (Voltage: 60...100% of rated value, Current: 20...100% of rated value)		NA	NA
Temperature coefficient :(for rated value range of use (0...50°C)		0.025%/°C for Voltage (50... 120% of rated value) and 0.05%/°C for Current (10... 120% of rated value)				0.08%/°C for voltage and 0.13%/°C for other			0.025%/°C for Voltage (50... 120% of rated value) and 0.05%/°C for Current
Display update rate: Response time to step input		1 sec approx.	min 1 sec approx. (can be programmed up to 5 sec)			550 milliseconds approx.			min 1 sec approx. (can be programmed up to 5 sec)
VA Burden:									
Nominal input voltage burden		< 0.2 VA approx. per phase				0.25 VA approx. per	0.2VA	<15VA per phase.	< 0.2 VA approx. per phase
Nominal input current burden		< 0.6 VA approx. per phase				0.65 VA approx. per phase	0.6VA	<0.2 VA per phase.	< 0.6 VA approx. per phase
AC / DC Supply burden		4 VA				3.5 VA	3VA	NA	4 VA
Overload Withstand:									
Voltage		2 x rated value for 1 second, repeated 10 times at 10 second intervals					2x10 times		2 x rated value for 1 second, repeated 10 times at 10 second intervals
Current		20x rated value for 1 second, repeated 5 times at 5 min					20x5 times	20xrated value for 0.5 sec.	20x rated value for 1 second, repeated 5 times at 5 min
Options (add ons)									
RS 485 module		NA	NA	YES	YES	YES		NA	YES
1 pulse output module		NA	YES	YES	YES	YES		YES	YES
2 pulse output module		NA	YES	YES	YES	YES		NA	YES
2 Analog output module		NA	NA	YES	YES	NA		NA	NA

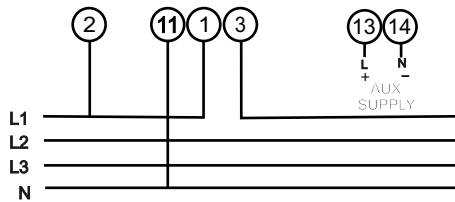


Ziegler

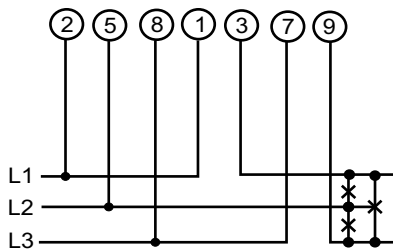
Redefine Innovative Metering

CONNECTION DIAGRAM

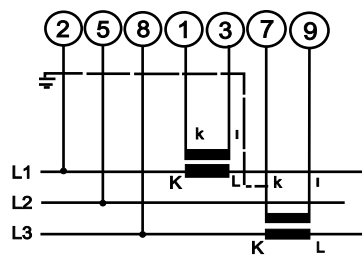
For Single Phase



3 Phase 3 Wire Unbalanced Load

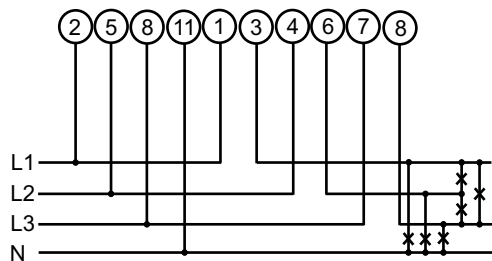


For Direct operated meter

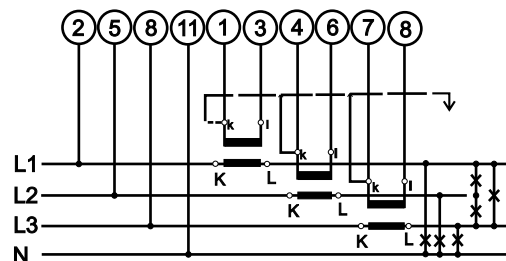


For CT operated meter

3 Phase 4 Wire Unbalanced Load



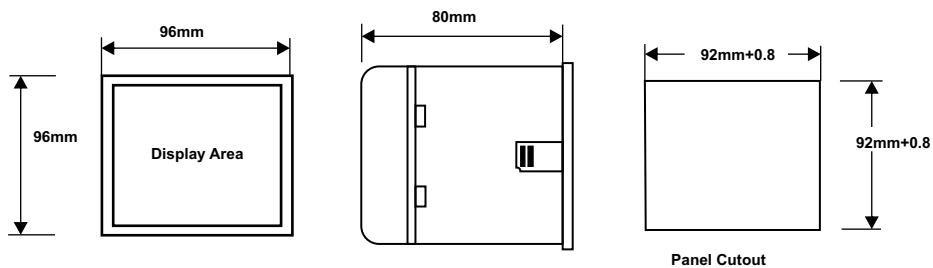
For Direct operated meter



For CT operated meter

DIMENSIONS

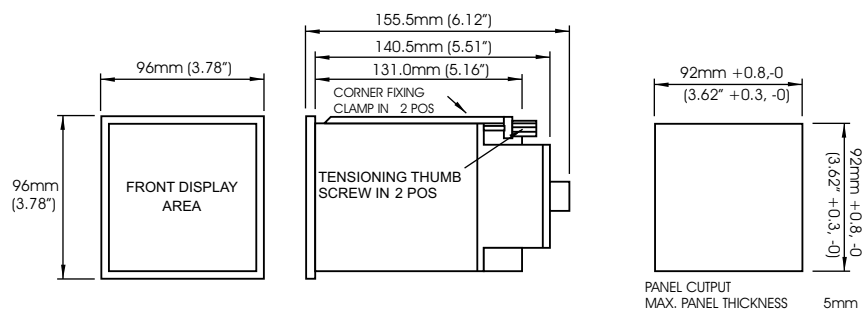
3410, 3420, 3430,
3440, 6100, 3490,
3490 SS, 3490 DS




Panel Cutout

DIMENSIONS

2000



PANEL CUTOUT
MAX. PANEL THICKNESS 5mm



Ziegler

Redefine Innovative Metering

MFM ORDERING INFORMATION

Type	System Type	Input Voltage	I/p Current	Aux Supply	RS 485 output	Pulse Output	Analog Output
Ziegler 3410	1 Phase 1	110 V L-L(63.5 LN) 110	NA	110VAC (-15%/+20%) L	NA	NA	NA
	3 Phase 3	230V LL (133 LN) 230		230VAC (-15%/+20%) M			
		415 LL (239.6 LN) 415		380VAC (-15%/+20%) H			
		440 LL (254 LN) 440		100-250 VAC/VDC(+/-10%) AD 12V-48 VDC(+/- 10%) D			
Ziegler 3420	1 Phase 1	110 V L-L(63.5 LN) 110	NA	110VAC (-15%/+20%) L	NA	One Pulse O/P S	NA
	3 Phase 3	230V LL (133 LN) 230		230VAC (-15%/+20%) M		Two Pulse O/P D	
		415 LL (239.6 LN) 415		380VAC (-15%/+20%) H		Not Used Z	
		440 LL (254 LN) 440		100-250 VAC/VDC(+/-10%) AD 12V-48 VDC(+/- 10%) D			
Ziegler 3425	1 Phase 1	110 V L-L(63.5 LN) 110	NA	110VAC (-15%/+20%) L	NA	One Pulse O/P S	NA
	3 Phase 3	230V LL (133 LN) 230		230VAC (-15%/+20%) M		Two Pulse O/P D	
		415 LL (239.6 LN) 415		380VAC (-15%/+20%) H		Not Used Z	
		440 LL (254 LN) 440		100-250 VAC/VDC(+/-10%) AD 12V-48 VDC(+/- 10%) D			
Ziegler 3430	1 Phase 1	110 V L-L(63.5 LN) 110	NA	110VAC (-15%/+20%) L	RS 485 O/P R	One Pulse O/P S	2 O/P(4-20mA) 1
	3 Phase 3	230V LL (133 LN) 230		230VAC (-15%/+20%) M	Not Used Z	Two Pulse O/P D	2 O/P(0-1mA) 2
		415 LL (239.6 LN) 415		380VAC (-15%/+20%) H		Not Used Z	Not Used Z
		440 LL (254 LN) 440		100-250 VAC/VDC(+/-10%) AD 12V-48 VDC(+/- 10%) D			
Ziegler 3440	1 Phase 1	110 V L-L(63.5 LN) 110	NA	110VAC (-15%/+20%) L	RS 485 O/P R	One Pulse O/P S	2 O/P(4-20mA) 1
	3 Phase 3	230V LL (133 LN) 230		230VAC (-15%/+20%) M	Not Used Z	Two Pulse O/P D	2 O/P(0-1mA) 2
		415 LL (239.6 LN) 415		380VAC (-15%/+20%) H		Not Used Z	Not Used Z
		440 LL (254 LN) 440		100-250 VAC/VDC(+/-10%) AD 12V-48 VDC(+/- 10%) D			
Ziegler 3490	3PH 3W 3	110 V L-L(63.5 LN) 110	1 Amp 1	Self Powered SP	NA	One Pulse O/P S	NA
	3PH 4W 4	230V LL (133 LN) 230	5 Amp 5				
		415 LL (239.6 LN) 415					
		440 LL (254 LN) 440					
Ziegler 3490 SS	1 Phase 1	110 V L-L(63.5 LN) 110	1 Amp 1	110VAC (-15%/+20%) L	RS 485 O/P R	One Pulse O/P S	NA
	3 Phase 3	230V LL (133 LN) 230	5 Amp 5	230VAC (-15%/+20%) M	Not Used Z	Not Used Z	
		415 LL (239.6 LN) 415		380VAC (-15%/+20%) H			
		440 LL (254 LN) 440		100-250 VAC/VDC(+/-10%) AD 12V-48 VDC(+/- 10%) D			
Ziegler 3490 DS	1 Phase 1	110 V L-L(63.5 LN) 110	1 Amp 1	110VAC (-15%/+20%) L	RS 485 O/P R	Two Pulse O/P UG	NA
	3 Phase 3	230V LL (133 LN) 230	5 Amp 5	230VAC (-15%/+20%) M	Not Used Z	Not Used Z	
		415 LL (239.6 LN) 415		380VAC (-15%/+20%) H			
		440 LL (254 LN) 440		100-250 VAC/VDC(+/-10%) AD 12V-48 VDC(+/- 10%) D			
Ziegler 6100	3PH 3W 3	110 V L-L(63.5 LN) 110	1 Amp 1	100-250 VAC/VDC(+/-10%) AD	RS 485 O/P R	One Pulse O/P S	NA
	3PH 4W 4	230V LL (133 LN) 230	5 Amp 5	12V-48 VDC(+/- 10%) D	Not Used Z	Not Used Z	
		415 LL (239.6 LN) 415					
		440 LL (254 LN) 440					